

Macro-Conditioned ETF Overlay Rank

Research-proxy ranking evidence across a broad equity panel.

FAMILY Equity research proxy	UNIVERSE Broad equity research panel	RESEARCH HORIZON 252d
--	--	---------------------------------

Executive Summary

Macro-Conditioned ETF Overlay Rank evaluates whether the macro-conditioned etf overlay lens contains cross-sectional ranking information. The preferred presentation horizon is 252d. The note presents historical spread and rank-correlation diagnostics only.

Preferred horizon	252d
Rank spread	6.72%
Rank IC	0.228
Long-leg return	13.11%
Average turnover	not reported

Observations

- 1 The strongest available diagnostic rows show at the 252d horizon.
- 2 Horizon context is included so the result is not read from a single row alone.
- 3 The signal is best interpreted as a research-library component, not as a standalone product.

Data and Research Setup

The research setup keeps the comparison universe and forward-horizon conventions consistent across the rows shown in this note.

Universe

The comparison universe is held constant across the horizon rows shown in the note.

Inputs

Research-proxy scores, issuer identifiers, data returns, and forward return window.

Horizons

Multiple forward windows are compared using the same score and universe assumptions.

Exclusions

Instrument sets and corresponding score tables are intentionally excluded.

Guerrieri Capital Ltd
guerriercapital.com

Signal Methodology

Without disclosing the exact functional, the construction proceeds along three conceptual steps.

STEP 1

Research-lens measurement

The construction summarizes macro-conditioned etf overlay evidence into a relative score.

STEP 2

Cross-sectional ranking

Instruments are ordered by the research score and compared through forward looking groups.

STEP 3

Horizon evaluation

The same ranking lens is reviewed across horizons to identify whether the evidence is isolated or coherent.

The description is intentionally conceptual. Formula details, exact construction rules and implementation parameters are not disclosed.

Results and Horizon Context

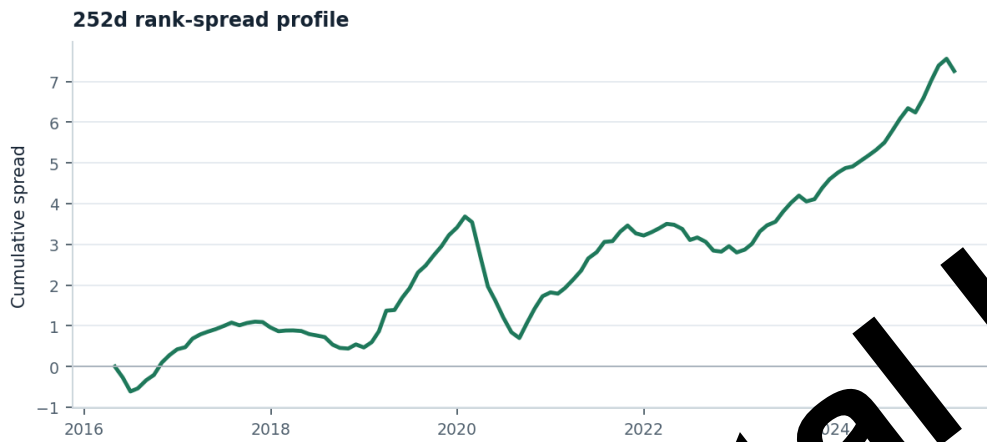


Figure 1. Cumulative 252d top-minus-bottom rank-spread contribution. Long-horizon forward observations of rank spread so the series should be read as a ranking diagnostic, not as a standalone return path.

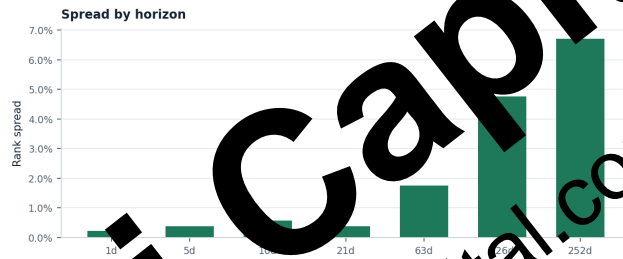


Figure 2. Top-minus-bottom spread across test horizons using the same comparison setup.

HORIZON	RANK SPREAD	RANK IC	LONG-LEG RETURN	TURNOVER
1d	0.23%	0.048	0.29%	not reported
5d	0.38%	0.116	0.54%	not reported
10d	0.58%	0.092	0.81%	not reported
21d	0.35%	0.071	1.00%	not reported
63d	1.75%	0.157	3.34%	not reported
252d	6.72%	0.228	13.11%	not reported

The table reports historical rank diagnostics under the stated universe and horizon assumptions. Positive spread means the higher-ranked group exceeded the lower-ranked group in the measured forward window.

Stability and Robustness

Stability is assessed through horizon coherence and any available date-level variation.

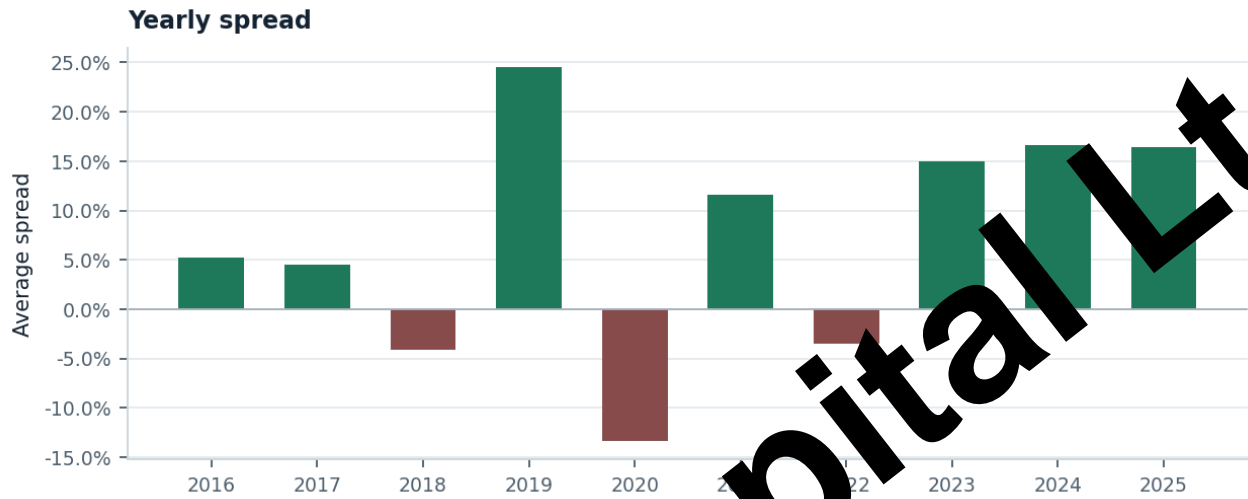


Figure 3. Stability evidence for Macro-Conditioned ETF Overlay Rank

YEAR	AVERAGE SPREAD	AVERAGE C	PERIODS
2017	4.51%	0.294	12
2018	-4.13%	-0.303	12
2019	24.96%	0.591	12
2020	-13.29%	-0.067	12
2021	11.64%	0.083	12
2022	-3.47%	0.062	12
2023	14.99%	0.569	12
2024	16.67%	0.619	12
2025	16.42%	0.209	4

The evidence should be read together with the horizon profile. Coherence across adjacent horizons is more informative than a single best row.

Research Interpretation

The balanced interpretation is to treat the evidence as a research-library component and not as a standalone product claim.

Role in library

Research-library ranking component.

Captures

A research-proxy signal designed to compare issuers across a broad equity panel.

Where useful

Useful as a comparison lens inside broader systematic research, especially when combined with other independent views.

Known limitations

Research proxies can combine observed behavior into a compact relative-ranking lens. The results remain historical diagnostics and can be sensitive to universe, regime, and horizon choice.

Guerrrieri Capital Ltd
guerriericapital.com